

# The NAMMM Show

## Lead Retrieval

Instant capture, qualification and follow-up via the NAMM Show+ App

Powered by **swapcard**



**NAMM**  
Show+

# TABLE OF CONTENTS

- ▶ Checklist
- ▶ Purchase Options
- ▶ Before lead scanning
- ▶ How to lead scan
- ▶ What to lead scan
- ▶ How to export leads

# Lead Retrieval Checklist



With NAMM Lead Retrieval solutions you can scan badges anywhere, on or off the floor, at anytime with the NAMM Show+ App. All leads can be tagged, scored and easily exported via the app's Exhibitor Center.

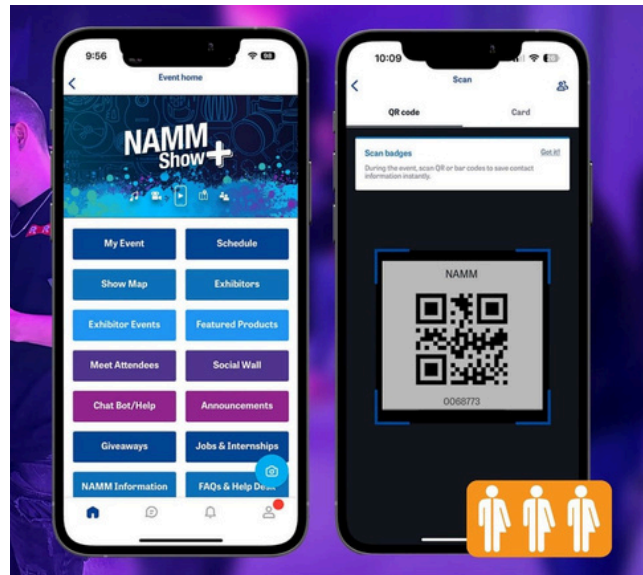
- Purchase Lead Retrieval access for you or your staff using your smartphones or rent devices with access, via the [Lead Retrieval Information Page](#). Rental Devices must be ordered by December 27. Access can be ordered through the show.
- [Complete this form](#) to let us know which team member(s) will be lead retrieval users.
- Team member(s) must be registered for the show and added to your team in the Exhibitor Center.
- Team member(s) must turn on contact sharing in NAMM Show+ (see slide 5).
- Using your own device/smartphone(s)? Make sure your team member(s) with access download the NAMM Show+ app. NAMM will turn-on access to lead retrieval on January 10, 2025.
- Renting a device? The NAMM Show+ app will be set up on the device(s). Pick up/Drop off is available at the NAMM Exhibitor Service Center.
- Add custom qualification questions via the Exhibitor Center (see slide 6).

Need help? Email [nammplus@namm.org](mailto:nammplus@namm.org) or ask our on-site Swapcard Lead Retrieval expert at the Exhibitor Service Center.

# Purchase Options: App Access Only & Device Rentals



## Access to Lead Retrieval on NAMM Show+ App

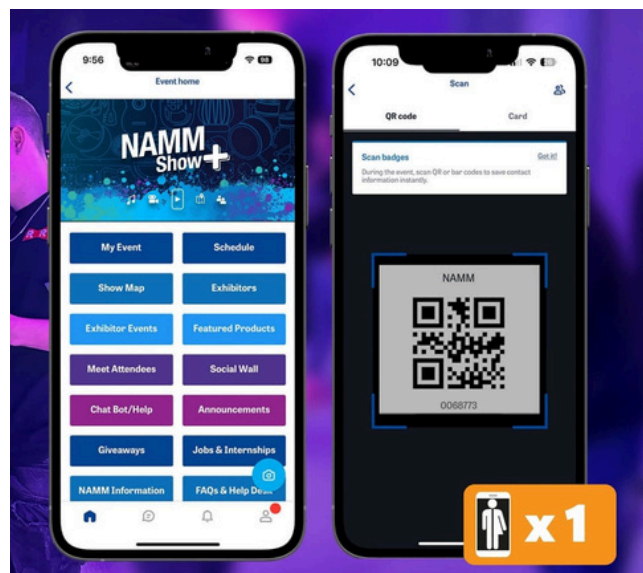


Users will download the NAMM Show+ App to their smartphone and have access to Lead Retrieval feature.

- 1 user - \$349
- 2 - 3 users - \$475
- 4 - 5 users - \$599

More than 5 Users - \$149 per additional user (only purchase additional user(s) after 5 users)

## Rent Device(s) for Scanning that Include App Access - Deadline to order December 27, 2024



The rental device options that include app access are for exhibitors who want a device provided to them for scanning.

- 1 Device, Access for 1 User - \$659
- 2 Devices, Access for 2 Users - \$899

Additional devices with app access - \$400 per additional device (only order an additional device after adding 2 device rental option to cart)

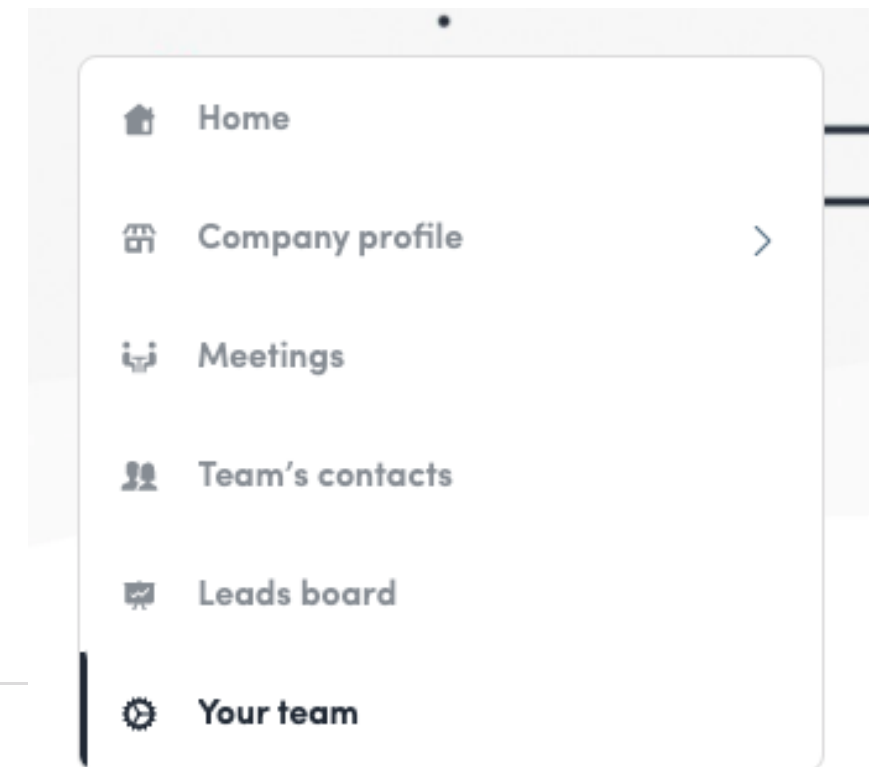
# Before lead scanning

Before scanning, make sure the person scanning is designated as a team member on your [brand page](#) and has the 'share their contacts with the team' enabled.

[Complete the form](#) to let us know which team member(s) will be users for lead retrieval.

Make sure that [contact sharing is on for the team](#). Go to “Your team” and click to share your contacts with the team. The NAMM Show+ Exhibitor Center is accessed here:

<http://exhibitor.nammshow.org>



## Add your colleagues

Invite your team members who are registered for the event so you can all access the same interface. With your whole team in one place, it's easy to share contacts and data!

[ADD A MEMBER](#)

## Member settings

Show profile

Share his/her contacts with the team



# Adding Lead Qualification Survey

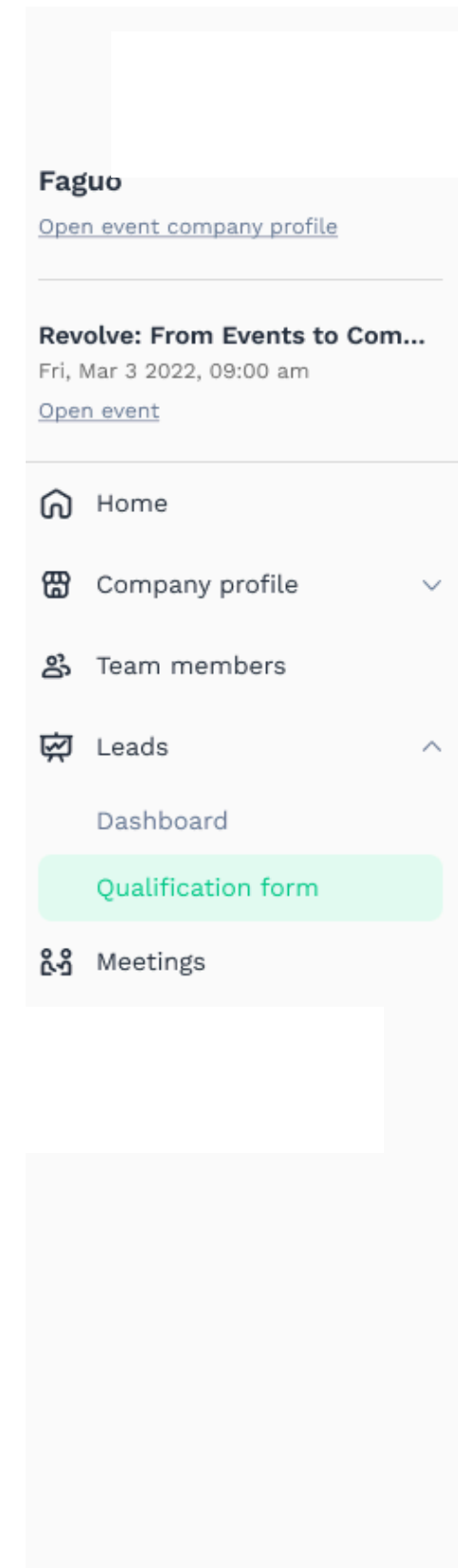
Create a list of Lead qualification fields directly from the NAMM Show+ App Exhibitor Center.

After scanning attendees' badges during onsite events or connecting with people via the Event App, exhibitor members can seamlessly qualify their leads using the pre-created survey.

All team members will have the same fields, ensuring a unified approach.

There is no limit to the number of questions and three types of answers are currently supported:

- Single choice
- Multiple choice
- Short Text



## Qualification form

Customize qualification to assist your team members in identifying relevant leads. Your team will utilize the app to respond to the provided qualifications for each connection. All the answers will be accessible via the lead report.

- Type
- Lead
  - Partner
  - Client existing
  - Supplier
  - Other
- Region
- Europe
  - North America
  - MEA
  - APAC
  - LATAM

+ Add qualification

Rating ⓘ





Notes ⓘ

Add notes about your contacts to remind you of specific details and how you met them.

# How to Scan the QR Code

- 1 Download the NAMM Show+ app for [iOS](#) or [Android](#)




- 1



- 2 Selected Lead Retrieval users will login and click the [camera icon on the bottom right](#). This opens up a QR code [scanner](#).

# What to scan?

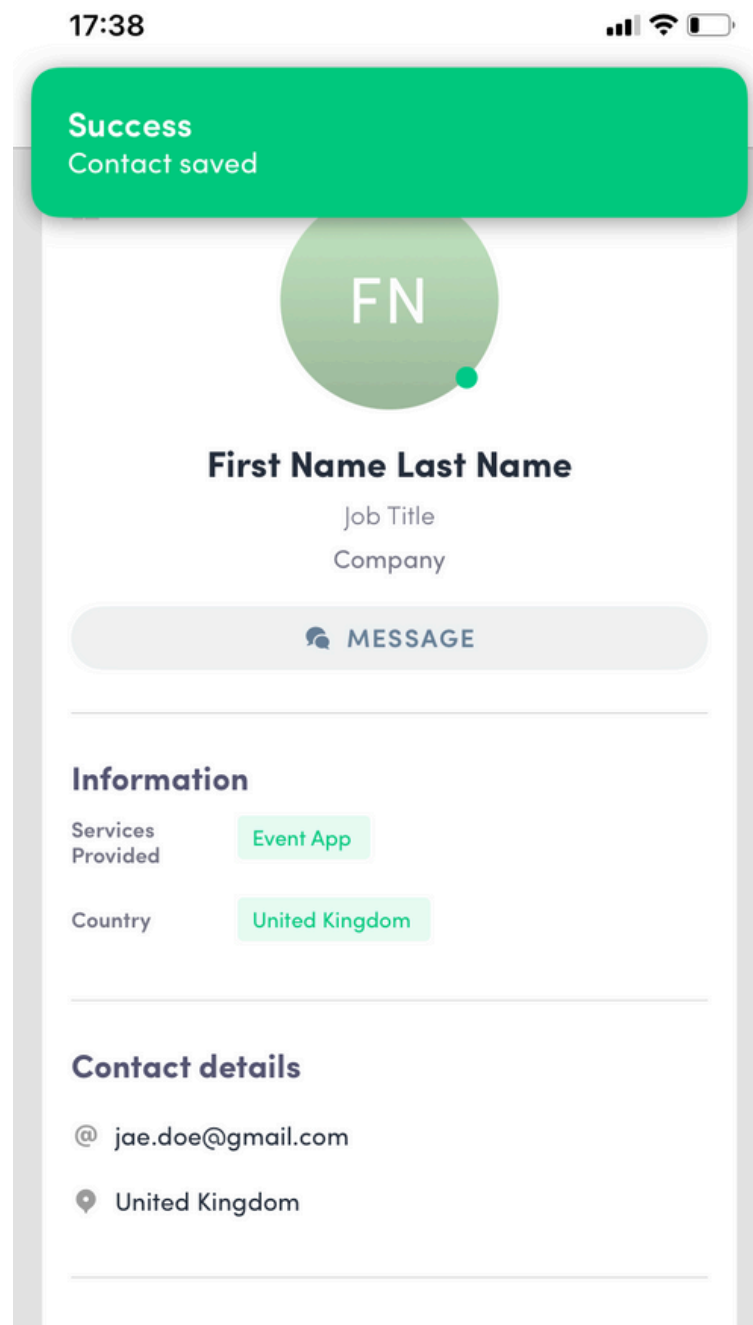


- 1 Scan the QR code or barcode on a printed badge
  - 2 Scan the QR code or barcode from the NAMM Show+ app
- Note: NAMM Show+ has a “QR code” button on the event homepage that attendees can use to open their QR code for scanning

Additionally, you can scan a business card using the “card” option when opening scanner.



# Options after scanning



1

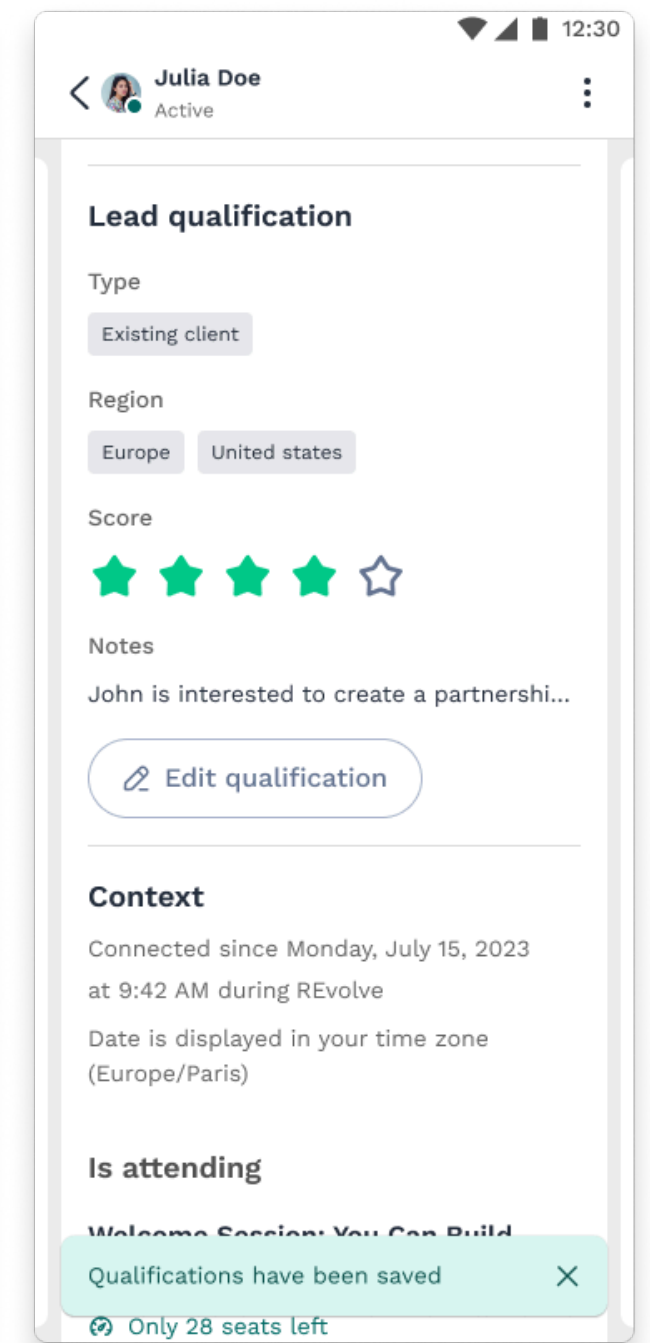
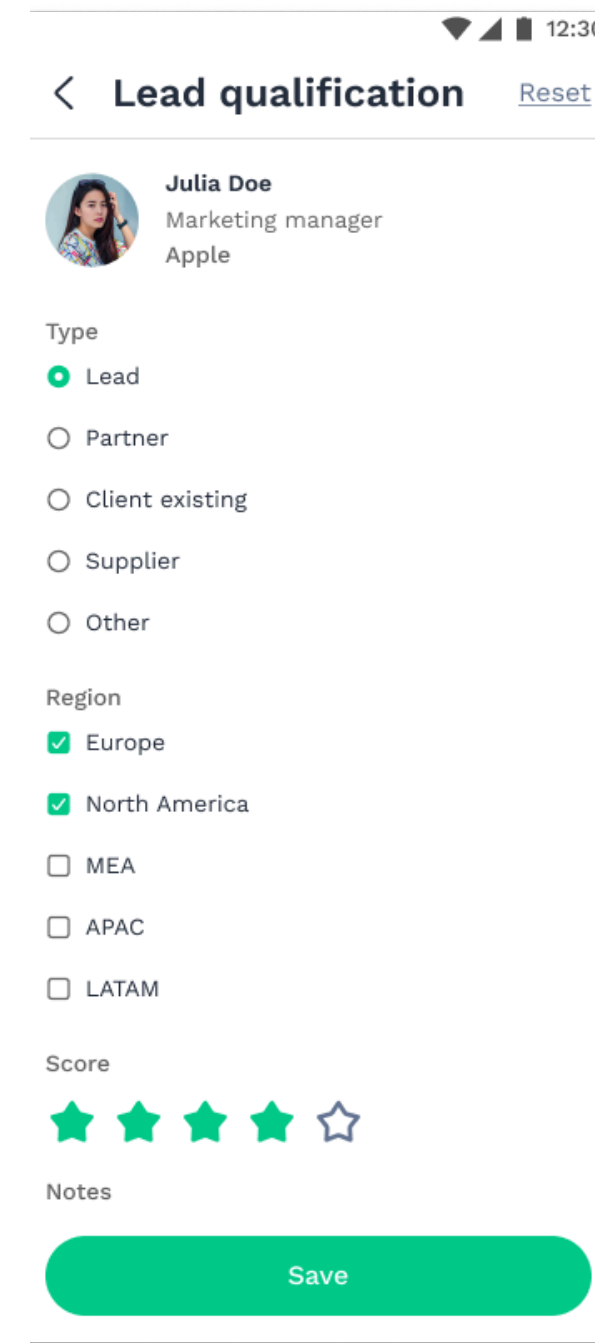
A pop-up will tell you if the scan was successful.

2

Scanning will automatically create a connection between you and the person you scan. You'll find them in your own contact list and the team's contact list.

3

You can then qualify with your customized questions and add details about this lead. Send a message or files immediately or export new leads any time.



# How to export lead information

To export your leads, go to the Exhibitor Center (<https://exhibitor.nammshow.org>) and to Leads board.

Click **EXPORT LEADS** on the top right.

The screenshot displays the Exhibitor Center interface. On the left is a navigation sidebar with five items: Home, Company profile, Meetings, Leads board (which is highlighted with a vertical bar), and Your team. The main content area is divided into three sections. The first section, 'Analytics of your company', contains a 2x2 grid of statistics: 242 views of the company profile, 2 bookmarks, 25 contacts made, and 1 confirmed meeting. The second row shows 5 contacts with scoring and an average score of 4.8. The second section, 'Export leads report', includes a description and a green 'EXPORT LEADS' button. The third section, 'Team's contacts', features a search input field.

Analytics of your company	
NUMBER OF VIEWS OF YOUR COMPANY PROFILE	NUMBER OF PEOPLE WHO BOOKMARKED YOUR COMPANY
242	2
NUMBER OF CONTACTS MADE	NUMBER OF CONFIRMED MEETINGS
25	1
NUMBER OF CONTACTS WITH SCORING	AVERAGE OF SCORINGS MADE BY YOUR MEMBERS
5	4.8

**Export leads report**

Download a list of people your team interacted with during the event as an Excel file

**EXPORT LEADS**

**Team's contacts**

Search

**Thank you for taking the  
time to read this presentation.**

Please email [nammplus@namm.org](mailto:nammplus@namm.org) if you need assistance.