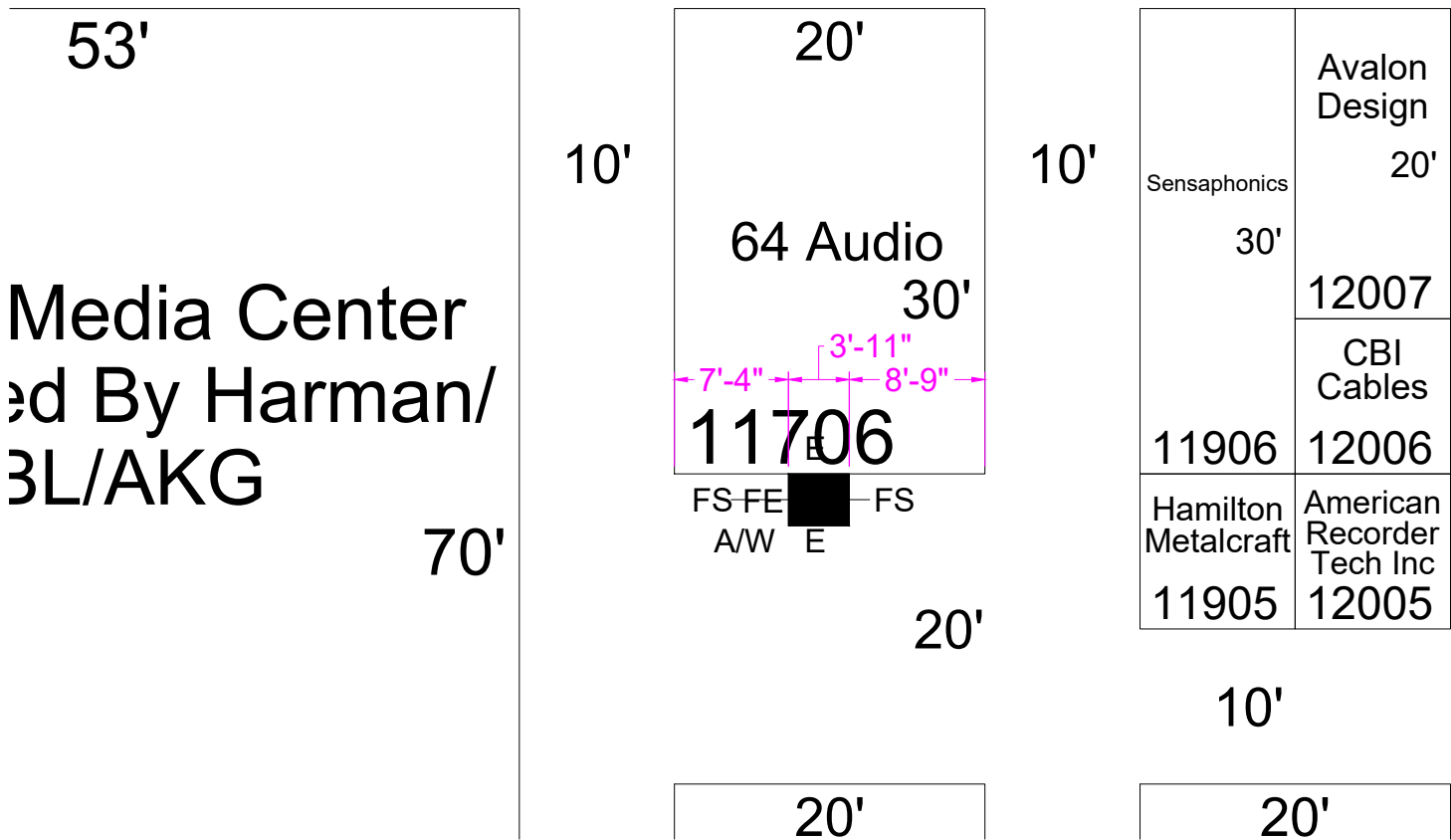
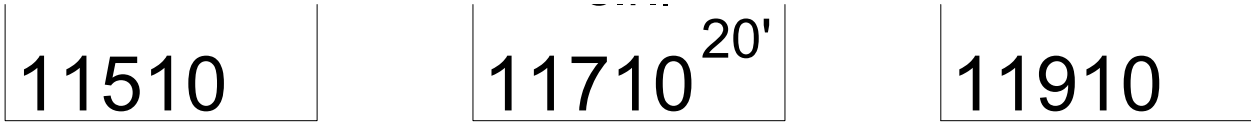


Please be aware of building support columns with fire equipment in or around your booth space.
 General booth guidelines can be found here:
<https://www.namm.org/exhibit/thenammshow/important-guidelines/display-guidelines-rules-regulations>
 NOTE: Fire equipment must be visible and accessible at all times




REFERENCE GUIDELINES (unless otherwise noted on map)

- FS (Fire Strobe): ACC exhibit hall are 20' height; ACC lobbies are 6'7" height from the floor.
- FE (Fire Extinguisher): Must remain visible, accessible and unobstructed
- SP (Fire Speaker): 6"x6" & located at 9'9" height from the floor and shall be visible and unobstructed
- FHC (Fire Hose Connection): Must remain visible, accessible and unobstructed FDR (Facility Door Release): Must not be blocked
- ES (Exit Sign): Located 9'-7" height unless noted otherwise. Must remain visible

PLEASE NOTE:

- This diagram indicates the size and approximate position of the obstruction within the booth with measurements. This may vary slightly onsite once the floor has been marked
- All fire equipment on columns must remain visible and accessible at all times and fire hoses must be clear to the aisle.
- Fire alarm devices have a strobe and a speaker at two different heights on a column
- Materials may not be affixed to columns; damage will be billed back to the exhibitor by the Anaheim Convention Center.

 Building Support Column
 Exhibitors are free to brand & build around columns, as long as fire equipment is clear and nothing is adhered to the column or physical building.

Utility From Ceiling